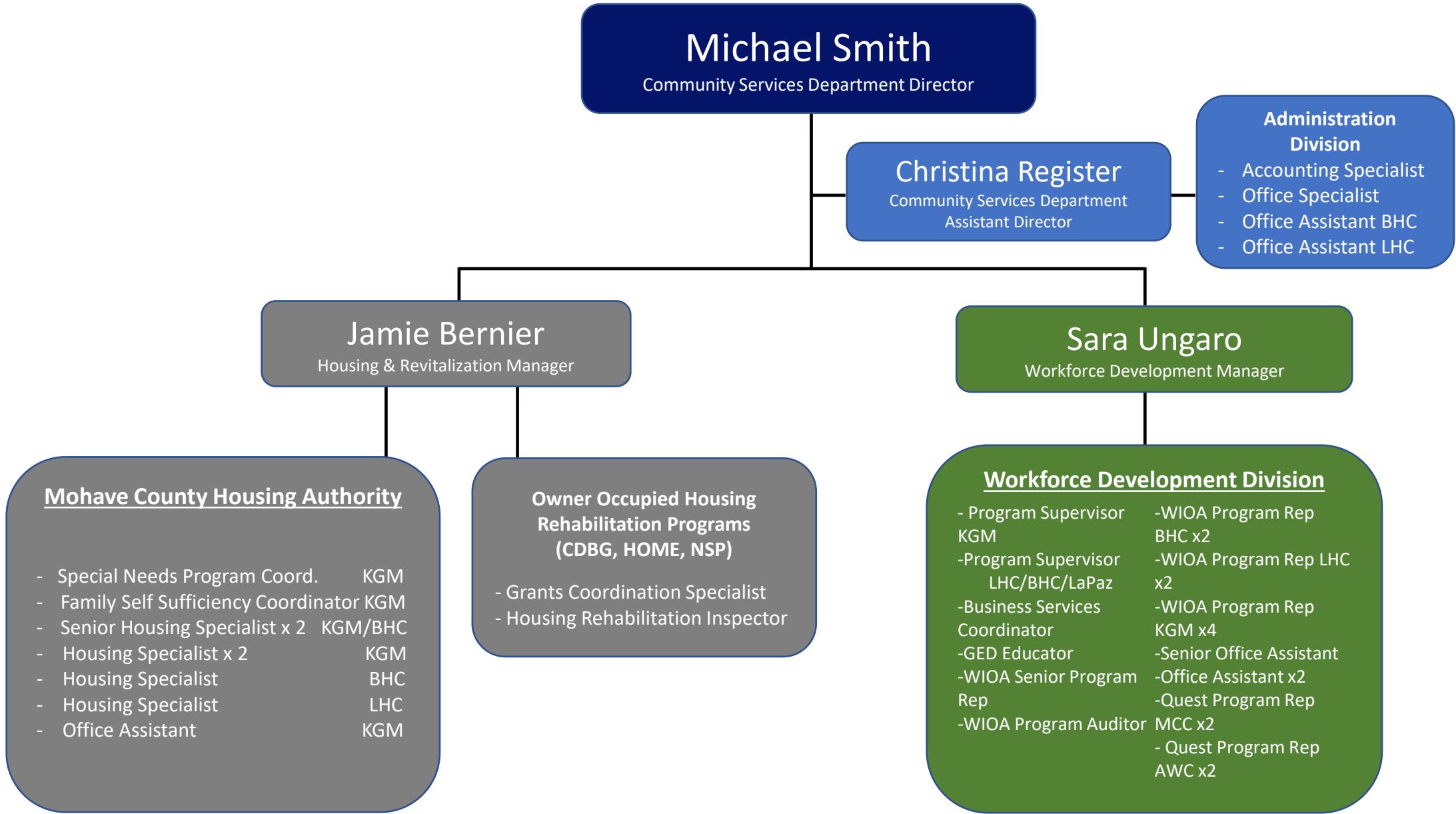


Mohave County Community Services Fiscal Year 2024 Annual Report

Organizational Structure & Staffing



Operational Budget 2024

Total Operational Budget for Community Services Department – \$15,358,305

General Fund

Administration - \$422,707

Emergency Food & Shelter- \$3,346

Grant Funds

Housing and Community Revitalization Division - \$9,183,552

Mohave County Housing Authority - \$6,967,767

Neighborhood Stabilization Program - \$760,724

Community Development Block Grants - \$1,455,061

Workforce Development Division – \$5,748,700

Youth Program - \$1,574,452

Adult Program - \$1,638,884

Dis-located Worker Program - \$905,492

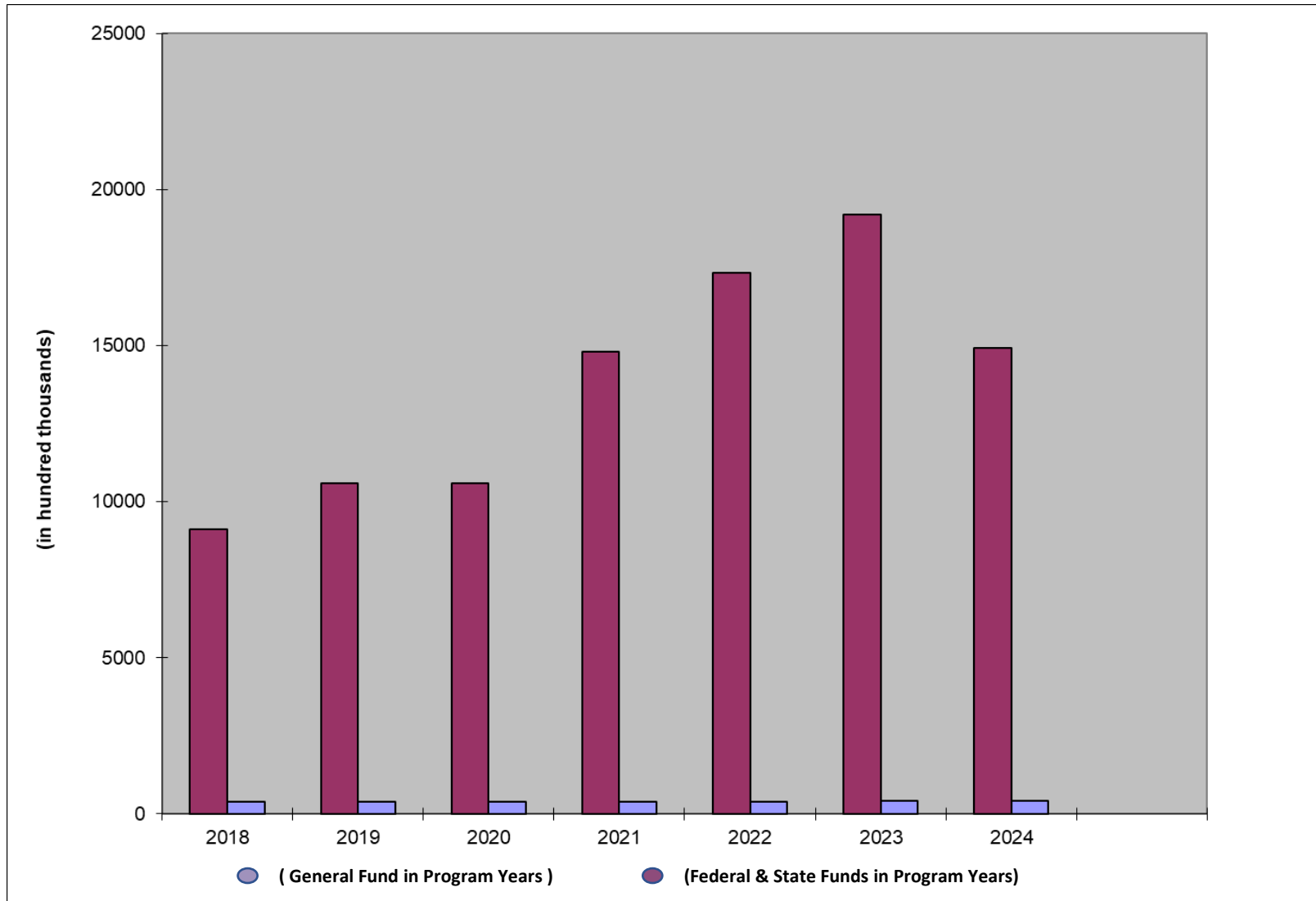
Work Base Learning - \$325,000

One-Time Funding - \$132,720

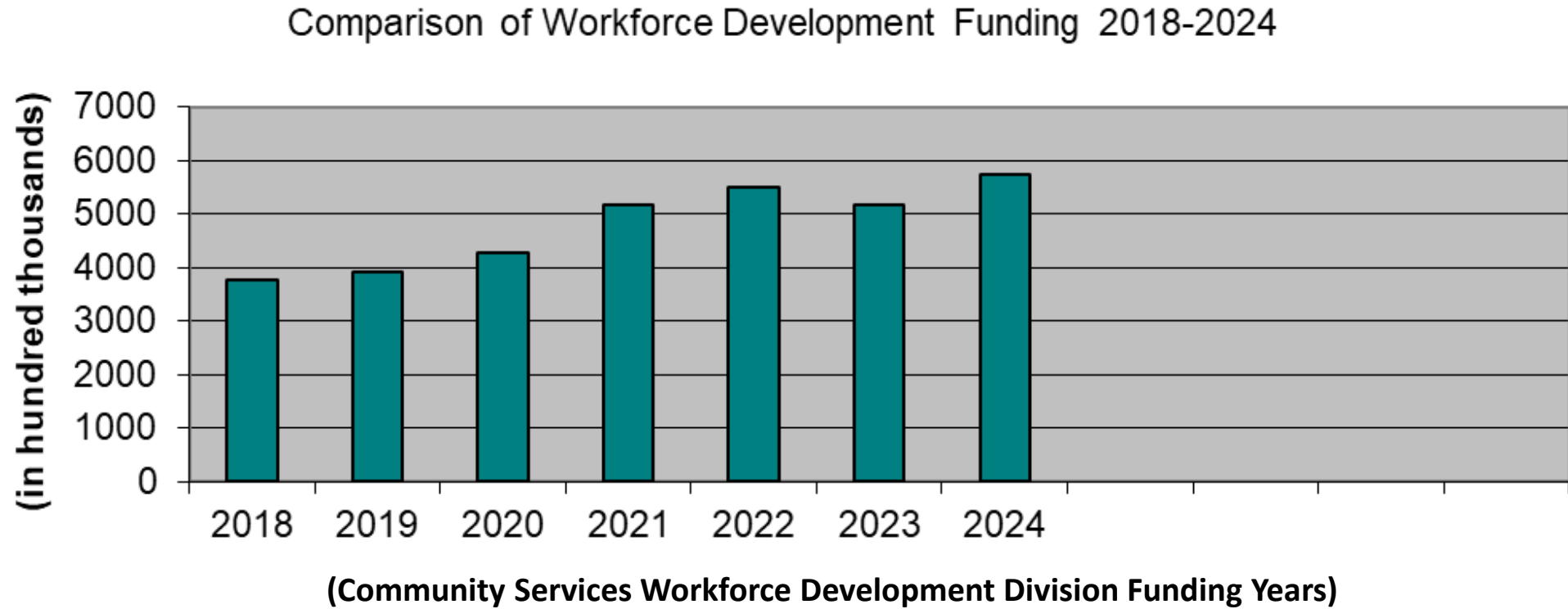
Quest- \$714,252

Probation and Youth Partnerships - \$457,900

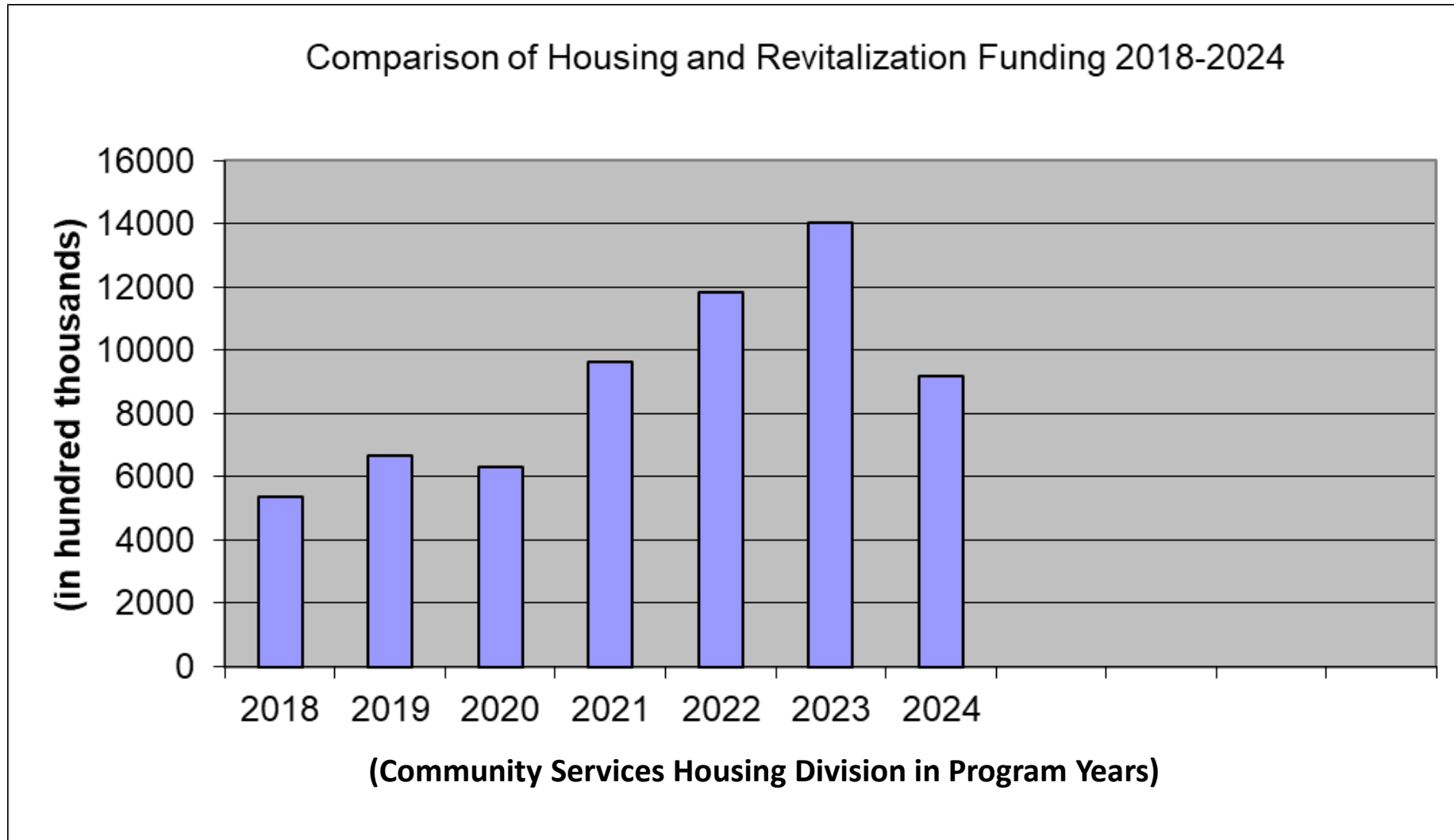
General Fund Investment with Federal and State Funds 28 Programs & 95 Budgets



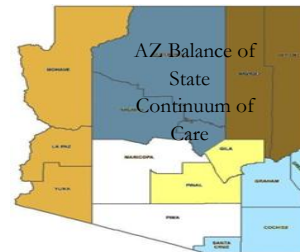
Comparison of Workforce Development Funding 2018-2024



Comparison of Housing and Revitalization Funding 2018-2024



Some of the Mohave County Community Services Partners



EMBARK
TRUCK DRIVING SCHOOLS



Visit

<https://resources.mohave.gov/file/cedd/CSD%20Partners.pdf>

for a full list of our Partners

Mohave County Housing Authority

- The Mohave County Housing Authority (MCHA) was established in 1990 under the direction of the Mohave County Board of Supervisors. Its primary mission is to offer a range of housing programs aimed at supporting low-income families. MCHA operates in collaboration with municipal governments to deliver these essential services.
- These housing programs encompass the Housing Choice Voucher Rental Assistance (HCV) Programs, and the Supportive Housing Program (SHP) designed to assist individuals dealing with serious mental illness. In its inaugural year, 1990, MCHA initially obtained 50 certificates to facilitate these services. At present, MCHA is actively aiding approximately 647 individuals and families during the program year through programs such as the Housing Choice Voucher(HCV), Supportive Housing Program (SHP), Housing for Persons with HIV/AIDS (HOPWA), HUD-VASH, Veteran's Affairs Supportive Housing, Family Self-Sufficiency, and Revitalization through Community Development Block Grants.
- It's important to note that MCHA does not possess any public housing units; rather, all the programs it administers are voucher-based and project-based in nature and assists approximately 25-30 homeowners annually under the CBDG/HOME Programs.

Mohave County Housing Authority Primary Achievements

- Successfully incorporated Colorado City, AZ. into our outreach and established ongoing assistance to residents
- Kept Kingman Veteran Villa's fully leased
- Implemented process for continuity of business with Housing Pro software
- Maintained 100% PIC reporting rate for HUD HCV/VASH programs
- Hosted two Fresh Start resource and hiring events in Kingman and Bullhead City
- Increased number of homes that received Health, Safety and ADA improvements
- Trained staff and implemented transition from Housing Quality Standard (HQS) to National Standards for the Physical Inspection of Real Estate (NSPIRE) Inspections ahead of implementation schedule
- Updated Administrative Plan to align with new HOTMA policies and regulations.
- Added 36 Landlords to the Rental Assistance Programs in this reporting period.

Housing & Revitalization Programs

- **Mainstream Housing Vouchers**
 - 115 low-income nonelderly persons with disabilities assisted county-wide
 - 109 Vouchers served in 2022
 - 98 Vouchers served in 2023
 - Attrition for 2023 - 20 vouchers
- **Fresh Start Program**
 - 20-24 homeless, disabled families under 50% AMI assisted
 - 1 New Admissions
 - 3 Successful exits, including 1 to home ownership
- **Samaritan/ Bridging Northern Arizona**
 - 20-23 chronically homeless, disabled families under 50% AMI assisted
 - 4 New Admissions
 - 3 Successful exits
- **Foster Youth to Independence**
 - 10 Youth coming out of Foster Care between the ages of 18-24
 - 4 Vouchers served in 2023
- **Bridging Subsidy Program**
 - 2 Vouchers for low-income individuals with behavioral health disabilities

Total Housing Inquiries

- 265 in 2022
- 424 in 2023

Housing & Revitalization Programs

- **Section 8 Housing Choice Voucher Program**

- 257 low-income families assisted county-wide
- 217 Vouchers served in 2022
- 215 Vouchers served in 2023
- Attrition for 2022 - 34 Vouchers
- Attrition for 2023 - 40 Vouchers
- May 1-31, 2024, 798 individuals and families applied for the Housing Choice Voucher Program

- **Veteran Affairs Supportive Housing Program**

- 200 low income, homeless veteran vouchers allocated.
- 172 Vouchers served in 2022
- 173 Vouchers served in 2023
- Attrition for 2022 28 Vouchers
- Attrition for 2023 24 Vouchers

- **Housing for Persons with Aids Program**

- 22 low income, families assisted
- 1 new admission
- 4 successful exits- including 1 to home ownership

- **Family Self-Sufficiency (FSS)**

- 26 participants in 2022
- 33 participants in 2023
- 4 graduated to self sufficiency
- 1 graduated to homeownership

- **Community Development Block Grant (CDBG)**

- 30 homes rehabilitated in 2022
- 23 homes rehabilitated in 2023
- 16 energy audits performed for partners in 2023

Housing & Revitalization Programs

Owner Occupied Housing Rehabilitation Program/Community Development Block Grant Programs

- **HOME: 2023 Housing Rehab Program (300 open/ 23 in progress)**
 - 7 Homes Rehabilitated to date
 - \$400,000 Program funds awarded

- **CDBG: 2023 SSP Housing Rehab Program (152 open/ 23 in progress)**
 - 5 Homes Rehabilitated to date
 - \$412,372.00 Program funds awarded

- **CDBG: 2023 Housing Rehab Program (120 open/ 23 in progress)**
 - 7 Homes Rehabilitated to date
 - \$197,976.00 Program funds awarded

Total program funding awarded: \$1,010,348.00

Homes rehabilitated: 23

Program Year 2023 Return on Investment

According to studies from the Mental Health Commission in 2014 and 2021 ASU Morrison Institute for Public Policy, the impact of supportive housing and cost reduction in communities are directly correlated. Housing individuals/families in need reduce criminal activity, overnight hospital stays, emergency shelter stays and cost on local communities. Every \$10.00 invested in housing intervention results in \$21.72 in avoided costs for local Jails, Emergency Shelters, and Hospitals.

[KRMCM Kingman Cares](#) reports, on average, that there are 625 homeless individuals who require overnight stays at a minimum of \$2,500 per night. This is a cost of \$1,562,500, annually.

Please visit the links, below, for more information:

[National Low Income Housing Coalition Housing First](#)
[Morrison Institute for Public Policy Housing is Health Care Report](#)

**MCHA has contributed to a
total community savings of
\$4,470,936.69 million**

Program Year 2023 Results

ARIZONA@WORK Mohave-La Paz Counties PROVIDED SERVICES FOR:

787

Individual Customers Served

381

Upskilling of credentials and
Measurable Skills gains

CONNECTING EMPLOYERS WITH JOB SEEKERS
THROUGH THE MOHAVE-LA PAZ WORKFORCE DEVELOPMENT BUSINESS SERVICES:

5,528

Business engagements

30

Employer Events Hosted

\$13.85-\$14.35

Hourly Minimum Wage

\$271,288

Wages or stipends for
OJT & WEX's

Total Wage Impact
\$5,827,004

QUEST Dislocated Worker Grant

ARIZONA@WORK Mohave-La Paz Counties PROVIDED SERVICES FOR:

156

Individual Customers Served

87

Certificates and credentials
Completed

PATHWAYS SUPPORTED

